

REPORT

on 2012 Local Government Election



Port Stephens
C·O·U·N·C·I·L



INDEX

Returning Office	2
Planning & Legislation	2
Election Initiatives	3
Advertising	3
Nominations	4
Candidates Seminars	4
Pre-poll & postal voting	5
Declared Institutions	6
Election Day	6
Polling Booths	8
Mayoral Preference Distribution	8
Councillor Count	8
Declarations of Polls	9
"Declaring the Election" – Public Advertisement	9
Representations or Complaints	9
Local Government (General) Regulation 2005 – Clause 393A	9
Issues	13
Improvements for future election	14
Appendix 1	15
Appendix 2	16
Appendix 3	19
Appendix 4	20
Appendix 5	24
Appendix 6	27

Background

The NSW Government introduced legislation to allow NSW Councils to conduct their own election in 2012. Councils were bound by a deadline of 30 November 2011 to pass a resolution indicating if they would engage the Electoral Commission NSW to conduct their election. If Councils elected to conduct their own election the General Manager would then become the Election Manager.

Port Stephens Council resolved at its meeting on 22 November 2011 to accept the tender from Australian Election Company to conduct the 2012 Local Government Election. The Election was partially outsourced as the advertising for the election was undertaken by Council.

The 2012 Election was held on Saturday 8 September 2012.

The people of Port Stephens were also given the opportunity to directly elect the Mayor of Port Stephens. The number of Councillors required to be elected was also reduced from 12 to 9. This was a result of the 2008 Referendum.

Port Stephens is divided into three (3) Wards (East, Central and West).

The total number of electors at the close of Rolls was 47,911.

This report is compiled to comply with Local Government (General) Regulation 2005, Clause 393A.

Returning Office

The Port Stephens Returning Officer was located at 46 William Street, Raymond Terrace NSW 2324.

The Office was open from late July 2012 with the Returning Officer commencing on 24 July 2012.

Planning & Legislation

The 2012 Local Government Election was conducted in accordance with the Local Government Act 1993 and the Local Government (General) Regulation 2005.

The Australian Election Company was responsible for development of the Returning Officers manual, Polling Officials manuals, candidate guide, all forms and ballot papers, recruitment of officials, training of all officials, payroll, hiring of poll booths, distribution of all associated polling place materials, candidates seminars and all office equipment/furniture except for one laptop (Council owned, used for enrolments). All Information was provided on a CD for ease of access.

The Returning Officers' training was conducted from 4 to 8 June 2012 in Nelson Bay.

A number of changes in the Regulations in late June 2012 resulted in a number of forms being updated and reprinted, such as the postal vote applications.

Council had three (3) Returning Officers during the election period which was caused by two (2) Returning Officers becoming ill.

A copy of the "Key Dates" for the election can be found at Appendix 1.

Council originally budgeted for a total cost of \$315,000 to conduct its own election. In comparison it was estimated that the cost for the Electoral Commission of NSW (ECNSW) to conduct the election would have been \$362,921. This estimate was determined by Council as the ECNSW would not provide Councils with complete costs.

The contracted final rate was \$300,219.42, which returned a saving of \$14,943.10 to Council. Further cost in addition to Council's original estimate associated with the brochure production (Appendix 2) and postage was \$7,972.

A saving of over \$53,000 was achieved when comparing the ECNSW and Council's contracted costs.

Election Initiatives

A number of initiatives provided access to the information about the 2012 Election. These included:

- Council conducted its own election to provide cost savings and a result in an improved timeframe.
- 2012 Local Government election brochure detailing all polling booths, parking availability, toilet facilities onsite, disabled access indicators, Ward boundaries, Q&A section to inform residents.
- Direct landline to the Returning Officer (this was not available at the 2008 when managed by Electoral Commission NSW).
- Additional information available from Council's website to assist residents.
- Candidate information seminars.

Advertising

As part of the contract Council elected to place all advertising using Council's normal advertising processes, this resulted in a major cost saving to Council.

Both statutory and information advertising was placed in the Port Stephens Examiner as well as the Community brochure which was delivered to residents via Australia Post.

Nominations

Nominations opened on Monday, 30 July 2012 and closed at 12.00 noon on Wednesday 8 August 2012. The nomination draw was held at 46 William Street, Raymond Terrace.

The Mayoral ballot was conducted first followed by the Councillor grouped positions and then the ungrouped candidate. A list of candidates can be found at Appendix 3.

Mayoral nominations

Total Number of nominations	3
------------------------------------	----------

Councillor nominations

Total Number of nominations	66
West Ward	16
Central Ward	27
East Ward	23
Total Number of groups	19
West Ward	5
Central Ward	7
East Ward	7
Total Number of Ungrouped	1
Central Ward	1

Candidates Seminars

Two (2) seminars were held at Council:

The first seminar was held on 14 June 2012 with presentations provided by Council, Division of Local Government, Australian Local Government Women's Association and the Election Funding Authority.

A post nominations seminar was also held on 14 August 2012. This seminar addressed:-

- Key dates;
- Electoral Rolls;
- Nominations;
- Ballot papers;
- Candidates responsibilities EFA;

- Eligibility;
- Disqualification criteria;
- Nominations forms and deposits;
- Groups;
- Candidate Information Kits;
- Basis legislative election processes;
- Timetabling and requirements;
- Offences;
- Information on "how to vote" cards;
- Registration of materials;

Pre-poll & postal voting

Two pre-poll voting facilities were available to electors in the Port Stephens local government area. The locations were:-

- 3/59 Donald Street, Nelson Bay
- 46 William Street, Raymond Terrace

The 2008 pre-poll voting statistical information was utilised as the basis for estimating the expected number of pre-poll votes to be issued and the staffing resources required.

The number of electors accessing pre-poll facilities increased considerably from 5,082 in 2008 to 8,145 in 2012.

The resources for postal voting processing was assessed on the basis of the 2008 Electoral Commission NSW published information.

The number of electors accessing the postal vote facility in 2012 was 859, which decreased from 1,385 in 2008. A total of 1,517 postal votes were issued, with no duplicates issued.

A total 859 Postal Vote Declarations were returned for the three Wards for East, Central and West.

- East 290
- Central 321
- West 248

A total of 658 Postal Vote Declarations were not returned across all Wards.

The number of non-returned postal votes was higher than expected; but there were no "in-office" contributing delays with the issue of postal votes. However, it became apparent during the lead up to Election Day that mail collection and delivery services provided by Australia Post to the Port Stephens area were not reliable. This was supported by the reported delays that election employees had experienced significant delays in the receipt of their employment information kits.

Declared Institutions

A total of six (6) Declared Institutions were appointed before Nomination Day by the Election Manager. A number of other possible locations were also contacted, however these did not proceed. Where a service was declined or no response was received, postal vote applications were forwarded.

The Declared Institutions were located at:-

Anna Bay Village Retreat	87
Port Stephens Veterans & Citizen Aged Care Ltd BKACF	33
Port Stephens Veterans & Citizen Aged Care Ltd Hostel	12
Port Stephens Veterans & Citizen Aged Care Ltd Nursing Home	8
Regis Gardens	31
Salamander Bay Village	35

All candidates were provided with the Declared Institution details and the details surrounding each visit by Election officials.

A total of 206 votes were recorded for the 2012, in comparison with 131 in 2008.

Election Day

Polling Places opened at 8am on Election day and closed at 6pm.

The Postal Vote Preliminary Scrutiny commenced, as scheduled, following the commencement of polling and no Scrutineers attended for this process. After 6.00 pm, 859 Postal, 206 Declared Institution and 8,108 Pre-Poll votes were counted. An overall total of three (3) Scrutineers observed these count processes.

Four (4) employees were deployed to the critical task of the check-in of Election materials from Polling Places. The process was conducted efficiently using the checklists provided. This was completed by 2.00 am on Sunday morning 9 September 2012. Final "Election Night Results" for the evening were referred for web posting at 10.15 pm.

A total of 1,068 declaration votes were issued under the following categories:

Reg 320A;
Reg 320B;
Reg 320C; and
Reg 320D.

The Australian Election Company had sought sufficient quantities of Enrolment Forms from ECNSW to provide reasonable quantities to all Polling Places. However ECNSW originally advised that no Enrolment Forms could be provided, as they had issued all their supplies of Enrolment Forms to their own Local Government Election Returning Officers.

ECNSW also advised that the Australian Electoral Commission could not provide Enrolment Forms (or Enrolment Envelopes) to us (as they supposedly were having a dispute with their printer). The indication was that neither of the "pinnacle" Electoral Commission entities within New South Wales could supply our Returning Officers with any Enrolment Forms!

The Principal of Australian Election Company then made formal representations to ECNSW effectively suggesting that the Commission would be preventing our Australian Election Company Returning Officers from meeting their obligations under Regulation 320, and in particular under Regulation 320C (someone enrolling for the first time or transferring their enrolment) if Enrolment Forms were not made available. In order to be able to vote under Reg 320C, the voter is required to complete, sign and have attested an Enrolment Form. Within 20 minutes of having made the representations, an ECNSW Executive emailed Australian Election Company advising that 18,000 Enrolment Forms had been discovered in their warehouse and that possibly further supplies could be provided.

Further practical difficulties were encountered with the validation of Declaration Votes. Within the Queensland Local Government Election setting, as an external election provider, Australian Election Company has been able to seek the assistance of Electoral Commission Queensland to review whether Declaration Votes (not on roll votes) should be admitted or rejected at preliminary scrutiny. The review process involves access and consideration of an elector's enrolment history. The Electoral Commission, Queensland subsequently advises the Returning Officer the outcome of the enrolment check with a decision to accept or reject. ECNSW offered no such equivalent service.

In addition, in relation to Declaration Voting, consideration should be given to amendment of Regulation 391A. The ECNSW should be provided with copies of Declaration Vote Envelopes and the "original" Envelopes should be retained by the Returning Officer.

On the Sunday following Election Day, a team of six (6) experienced casual staff were employed to commence the re-check of Mayoral votes. The re-check took approximately 5 hours to complete. No Scrutineers attended the re-check of Mayoral votes.

Other staff were deployed to conduct the full re-sort and packaging of all unused and/or re-useable materials, as well as the packaging of Authorized Rolls from the Polling Places. Resources were also utilised to prepare, batch and package Councillor ballot papers for scanning at the Ballot Scanning Centre in Newcastle.

Polling Booths

Resourcing polling booths was based on the 2008 NSW Council election figures and depending upon growth of the area, an allowance was made.

A sample of the ballot papers is shown at Appendix 4.

In addition, three (3) joint or multi ward polling places were provided in the local government area.

Polling places were staffed based on an average workload for an Ordinary Vote Issuing Officer of 450 voters. The number of staff varied depending upon the number of voters expected. In some situations the Polling Place Manager was also issuing Declaration Votes. Deputy Polling Place Managers were appointed where required, dependant on the number of votes expected.

All polling staff were remunerated at the same rates as the Electoral Commission NSW personnel. All Polling Staff received training materials including a powerpoint presentation for Ordinary Issuing Officers. On appointment staff were also sent a specially documented Procedure Manuals pertinent to their employment category.

A total of 130 staff were employed for Election day, with all staff paid by the Australian Election Company on 25 September 2012.

Polling on election day proceeded uneventfully, with all Counts received and all materials returned to the Returning Office by 11pm. Formal "check in" procedures applied ensuring the safe, secure and custodial receipt of all essential items.

Mayoral Preference Distribution

The Mayoral Distribution of Preferences was manually conducted on Wednesday 12 September 2012. The Distribution took 3.5 hours to conduct. Four (4) staff were utilised to conduct the Distribution.

Candidate Mr Bruce MacKenzie was elected following the distribution of preferences. No Scrutineers attended the distribution.

The results are shown at Appendix 5.

Councillor Count

Following the initial count at the polling booths the Councillor ballot papers were then electronically scanned at the central scanning centre in Wallsend.

The results are shown at Appendix 5.

Declarations of Polls

The Declaration of the Mayoral Poll was conducted at 9.00 am on Friday 14 September 2012, with Mr Bruce MacKenzie being declared elected for the ensuing term. Approximately 10 persons witnessed the Declaration.

The Declaration of Councillors was held at 9.30 am on Wednesday 19 September 2012. Approximately 12 persons witnessed these Declarations. The Councillors elected, in order of election, were:

WARD EAST

1. Group C - NELL, John
2. Group E - DOVER, Sally
3. Group B – MORELLO, John

WARD CENTRAL

1. Group D – DOOHAN, Chris
2. Group C – DINGLE, Geoff
3. Group B – TUCKER, Steve

WARD WEST

1. Group B – JORDAN, Ken
2. Group C – LE MOTTEE, Paul
3. Group A – KAFER, Peter

Australian Election Company posted final Count Results subsequent to the conclusion of any Declaration of the Poll.

"Declaring the Election" – Public Advertisement

Subsequent to the declaration of the poll, an advertisement was placed in the Port Stephens Examiner on 27 September 2012.

Representations or Complaints

A formal complaint was made by a candidate in relation to the issue of incorrect Ward ballot papers for a postal vote. Only one such instance was reported during the entire election period and a formal acceptable response addressing this matter was provided to the Election Manager.

Local Government (General) Regulation 2005 – Clause 393A

Clause 393A of the Local Government (General) Regulation 2005, requires Council to report on a number of factors associated with the election. Appendix 6 provides details required under Clause 393A (2)(a), (b), (c), (d), (e), (f), (g) and (h). Clause 393A (i), (j), (k), (l) are shown below.

Regulation 393A (2) (i)
Any Electoral Services provided to electors.

Australian Election Company offered the full range of available, applicable, compliant, electoral services; except for (remote) mobile polling; remote mobile polling not being relevant to Council.

Council produced a Community Brochure (Appendix 2) for all residents within the Port Stephens local government area. This was distributed prior to the election by Australia Post. Where possible Council utilised polling places with access for those with mobility restrictions.

The Australian Election Company produced and utilized a comprehensive FAQ document to service elector needs. As a focussed, localised approach, the Returning Officer's office was resourced and managed their own Telephone Enquiry Service operation; the details of which were also publicised. Council also provided general advice from its Customer Service area.

The Australian Election Company fielded hundreds of Election queries (including for those Councils whose Elections were being conducted by ECNSW) on their 1800 number and through their website email enquiry system. The 1800 number was listed in the earliest placed advertisements and of course was listed on the Australian Election Company website. The contact details were listed on Council's website. Council also included other reference material on its website.

The Australian Election Company provided an enhanced, re-vitalised approach to Declared Institution Voting. Declared Institution votes cast represented a 55.2% increase over those cast at the 2008 Elections.

Australian Election Company claims that the basis of allocation of polling place staffing was very liberal. This provided enhanced "front line" voter service provision for electors with polling processes being accomplished smoothly. No Polling Places ran out of ballot papers.

Regulation 393A (2) (j)
Any Electoral Services provided to candidates

The Australian Election Company planned and orchestrated two (2) separate Information Briefings for Candidates. PowerPoint Presentations were applied as the basic medium underpinning the provision of the Briefings.

The first Briefing was purposefully scheduled for 2 August 2012; just three (3) days into the Nominations period and sufficiently after the commencement of Returning Officer operations on 24 July 2012.

The second Briefing again was purposefully scheduled for 14 August 2012; so candidates would be able to see "first hand" the colour and format of the ballot papers used at the Elections. The two stage Briefing process represents

a special approach and has been adapted from their experiences in the conduct of QLD Local Government Elections and By-Elections.

The Australian Election Company also produced a "Candidate Guide" and a "Candidate Kit" for the Elections. The Candidate Kits were provided to any potential or intending candidates. All candidates were treated equitably; with materials or information provided to any Candidate also provided, as a matter of policy and equity, to all other candidates.

The Australian Election Company provided "Scrutineer Notes" as part of a Candidate Kit. The "Scrutineer Notes" encapsulated the rights and responsibilities of Scrutineers, as well information about formality/informality including some samples of formal/informal ballot papers.

Returning Officers were instructed to brief Candidates' scrutineers prior to the commencement of any preliminary scrutiny, re-check, count or distribution of preferences process.

Returning Officers also provided candidates with programmes of known scrutiny events/processes.

At the Ballot Scanning Centre attending Scrutineers were briefed as to the processes being applied. Some scrutineers who attended the scanning centre sought and were granted permission to take a photographic record of the various processes.

Scrutineers who photographed facets of the operation remarked about the organised, professional nature of the scanning centre; one remarking, that in her long experience as a scrutineer, she had never before seen such a tidy, organized, efficient "counting centre" process .

Council also provided information on its website for a range of acknowledged diverse groups, a fact sheet for local government councillors and various corporate documents to allow any potential candidates to gain an understand of Council and its future direction.

Regulation 393A (2) (k) Operational details of the election.

This complete report provides the overall operational detail of the election.

The Australian Election Company provided all materials, forms and resources that maintained strict compliance with the Act and the Regulations. Although the Regulations prescribe certain forms or mention "Approved Forms", Australian Election Company conducted a detailed analysis of the Act and the Regulations and then set about developing forms and materials covering each element of the Election process, where there appeared to be a requirement to document or record that element of process. Accordingly the forms and materials that were applied potentially exceeded the requirements of the legislation and the Regulations.

The Australian Election Company also imposed proprietary controls on the internal accounting for issue, receipt and reconciliation of ballot materials. It is considered that these documentary requirements exceeded those utilised by any other provider.

Through provision of a compliant election process the timetabling/scheduling of all statutory-based processes/requirements were in strict compliance with the Act and Regulations.

The Australian Election Company provided a comprehensive Procedures Manual for Returning Officers, and Returning Officers attended a pre-Election Training Seminar. All Returning Officers were equipped with necessary stores and resources to commence operations "on the ground" on 24 July 2012 and then, as the election process un-folded, the remaining stores/items/resources were provided to Returning Officers. Manuals and training enhancements/materials were also provided for the other categories of Electoral Officials. Polling Place Managers, Deputy Polling Place Managers and Declaration Officers received "face to face" training; Ordinary Issuing Officers (including other categories of polling place officials) received PowerPoint training in addition to issue of a Manual.

As noted elsewhere in this report, the difficulties caused by ECNSW associated with access to enrolment data posed some service, logistical, and practical (but certainly not insurmountable) issues. Suitably revised arrangements will need to be applied at future elections.

Polling processes proceeded uneventfully up to and including on Election Day. No issues of any importance occurred subsequent to Election Day. The Ballot Scanning Centre equipment, processes, and the Count Software worked efficiently and accurately and the internal check /quality assurance/reconciliation processes were scrupulously applied. All Polls were declared before 25 September 2012, but Multiple Voter Reports to be provided by ECNSW apparently still remain outstanding, as at the time of writing.

Regulation 393A (2) (1)

An overall evaluation of the conduct of the election, including feedback from stakeholders

As with any election, with a range of personal motives involved, there was a balance of feedback reported during the election period from both voters and candidates. The feedback received from voters and candidates at the two Pre Poll centres was positive in relation to the minimal waiting period to cast a vote and the customer service of the election staff. Overall, the majority of the candidates, campaign workers, scrutineers and the media expressed their satisfaction with the service and the level of support and information/explanation provided to them by this office.

Issues

- Restrictions with the "look up" data facility and associated "red tape" – only able to access by using a Council owned laptop. This in turn restricted operational capacity and efficiency in relation to fundamental and critical activities involving nominations eligibility checking, enquiry management, the issue of postal votes and vote validation.
- No soft copy of Rolls available to the Returning Officer, however candidates could apply to access soft copy Rolls.
- Postal services from the Raymond Terrace Post office.
- The legislation does not create a "level playing field" for those Council that choose to conduct their own election. Restriction such as the tendering process and variety of levels of "red tape" imposed by the Electoral Commission NSW, also create an additional workload.
- Changes being made to legislation as late as June 2012 – this should not occur so close to the election as there is an impact on planning and preparation.
- Group voting in local government elections – this creates confusion for the elector and also additional costs are associated with Group voting (administering large volumes of candidates ie. 66 when there were really only 20 for 2012, additional costs for printer ballot papers, counting votes, costs for candidates).
- The ECNSW would only communicate via email with the returning officer if it was a council email address – not a company email address, this created inefficiencies;
- The Returning Officer was provided with old elector roll folders which bound the rolls for the polling places. These folders was obviously used at past elections, whilst new folders were given to those Councils using the Commission;
- The system used to pack the rolls for delivery created a large amount of rework on receipt to allow the Returning Officer to determine what had been received;
- The new provision enabling people to enrol on the day added additional work to the election process and does not encourage people to ensure they have enrolled by close of rolls.

Councillor comments

- The lack of professionalism provided by the contractor conducting the election on Council's behalf;
- The turnover of Returning Officers';
- Confusion with multiple nomination forms used;
- Some postal votes were not received by electors; and
- Increased number of electors opting to use pre-poll;
- Pre-poll period should be reduced from the current 14 days.

Improvements for future election

- Investigation should be undertaken into postal voting only for local government election;
- ECNSW be required to tender for the election similarly to any private company. This would create a level playing field and removes any perception of a government agency having the "upper hand". It would also allow Councils to have improved budget estimates for conducting elections, therefore proving the best value for the ratepayers dollar;
- Remove the "above the line" voting for local government elections – it is evident during the election process that the No.1 on the ticket is the only real contender, except for the successful Mayor. This would remove a high level of confusion associated with conducting the election;
- Introduction of postal voting only, removing the election day costs for the ratepayer. This would require less staff resources, no hire of polling places, no pre-poll costs, remove the need for declaration votes and remove the need for the traditional postal voting processes. Alternatively, or in addition "on line" voting could be introduced.

Appendix 1

Key Election Dates

14 June 2012	Candidate Information Seminar - Division of Local Government and Election Funding Authority -
16 July 2012	Electoral Commission New South Wales expected to commence Enrolment Advertising
30 July 2012	Close of Rolls (6.00pm) Nominations open
2 August 2012	Returning Officer Pre Nominations Closure Briefing. To commence at 6.30pm in the Council Chambers at 116 Adelaide Street, Raymond Terrace
8 August 2012	Close of Nominations (12.00 noon) Ballot paper Draw (later same afternoon) to be held at 46 Williams Street, Raymond Terrace Registration of Electoral Material (how-to-vote) opens
13 August 2012	Postal Voting commences
14 August 2012	Returning Officer Post Nominations Briefing for Accepted Candidates. To commence at 6.30pm in the Council Chambers at 116 Adelaide Street, Raymond Terrace.
27 August 2012	Pre-Poll voting commences
31 August 2012	Registration of Electoral Material closes (5.00pm)
3 September 2012	Postal Vote Applications close (5.00pm)
7 September 2012	Pre-Poll voting closes (6.00pm)
8 September 2012	Election Day
10 September 2012	Return of Postal Votes closes (6.00pm)

Appendix 2 Community Brochure

Where to vote on SATURDAY 8 SEPTEMBER 2012



WEST WARD

Hinton

Public School
20 Paterson St

Karuah

Public School
20 Bundabah St

Raymond Terrace East

Irrawang High School
80 Mt Hall Road

Raymond Terrace Central

St Brigids Primary School
52 Irrawang St

Raymond Terrace North

Irrawang Primary School
21 Geer St

Raymond Terrace South

Infants School
14 Swan St

Seaham

Public School
13 Warren St

Williamtown

Community Hall
Nelson Bay Road

Woodville

School of Arts
870 Paterson Road

CENTRAL WARD

Anna Bay

Public School
710 Gan Gan Rd

Bobs Farm

Public School
3346 Marsh Rd

Fern Bay

Community Hall
8 Vardon Rd

Lemon Tree Passage

Lemon Tree Old School Centre
Kenneth Parade

Medowie East

Wirreanda Public School
45 Brocklesby Rd

Medowie West

Public School
15 Ferodale Rd

Salt Ash

Public School
4 Richardson Rd

Tanilba Bay

Public School
1a King Albert Ave

Williamtown

Community Hall
Nelson Bay Road

EAST WARD

Anna Bay

Public School
710 Gan Gan Rd

Corlette

Community Hall
49 Sandy Point Rd

Fingal Bay

Tennis Club
Farm Road

Nelson Bay

Baptist Church Hall
Government Rd

Nelson Bay Central

Police & Community Youth Club
7 Austral St

Salamander

Tomaree Public School
Salamander Way

Salamander Bay

Social & Welfare Club
14 Foreshore Dr

Shoal Bay

Primary School
Rigney St

Soldiers Point

Public School
39 Cromarty Road

KEY: disabled access disabled access with assistance disabled parking off street parking

WHICH WARD ARE YOU IN? – SEE MAP OVER

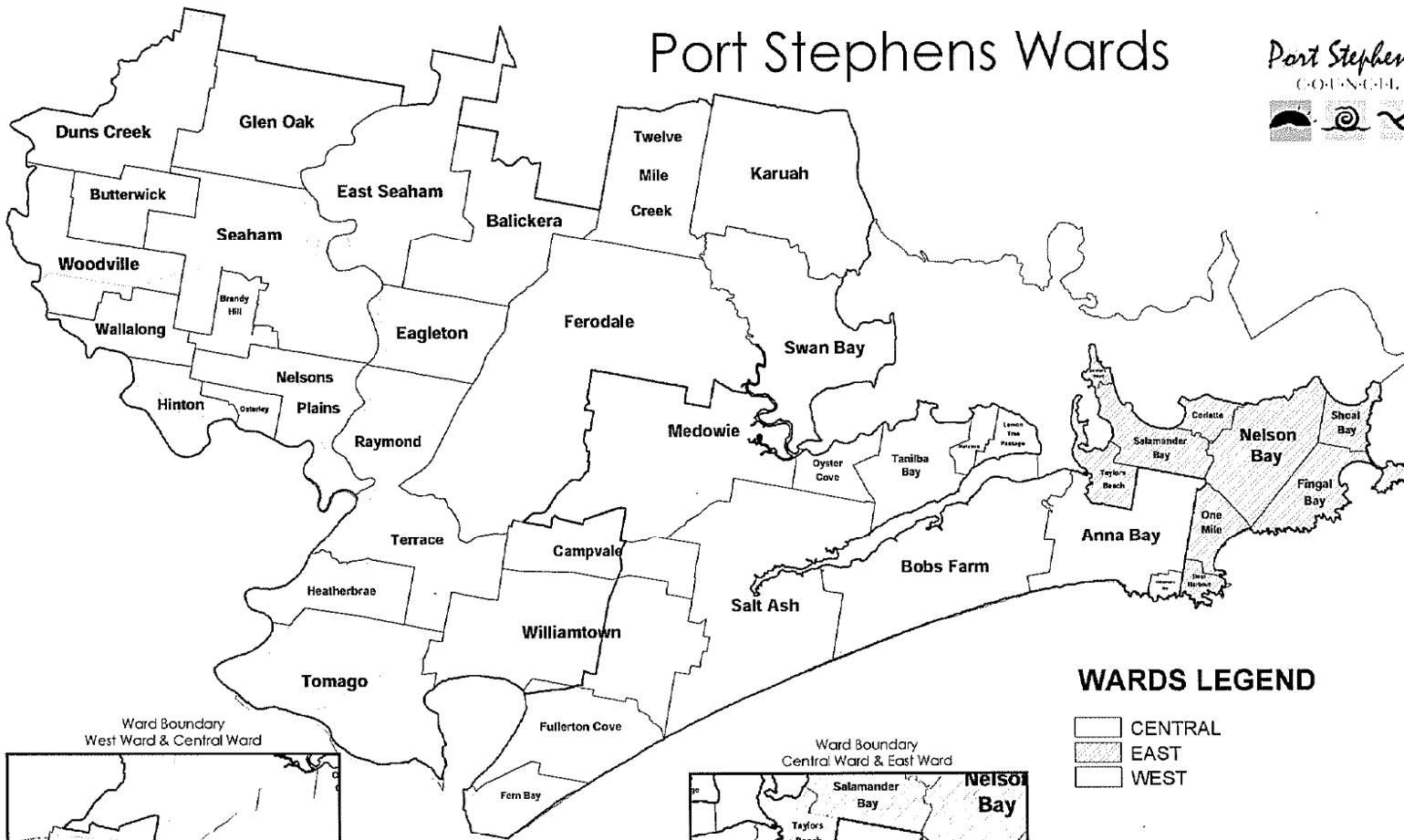
TO THE RESIDENTS OF PORT STEPHENS



IMPORTANT ELECTORAL INFORMATION

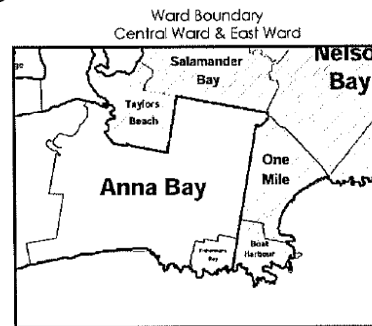
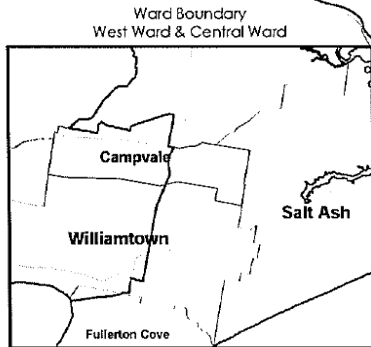
Port Stephens Wards

Port Stephens
COUNCIL



WARDS LEGEND

-  CENTRAL
-  EAST
-  WEST



Answers to your questions about the Council Elections

Who can vote?

If you are an enrolled resident of Port Stephens and were on the State and Federal electoral roll as at 30 July 2012 you will be eligible to vote.

Do I have to vote?

Yes. If your name is on the residential roll (the normal electoral roll) voting is compulsory. Failure to vote carries a fine.

What if I unable to vote on Election Day

If for any reason you or someone you know won't be able to get to a polling booth, contact the Returning Officer **IMMEDIATELY**. Explain your situation and ask about a pre-poll, postal vote, or other options.

How do I vote?

If the Elections are contested, you will receive 2 ballot papers. One for the election of the Mayor, and another for the election of your 3 Ward Councillors.

Please follow the instructions set out on the ballot papers.

When do I vote?

Polling booths will open at 8.00 am and close at 6.00 pm on Saturday 8 September 2012.

Where do I vote?

You can vote at one of the polling booths as listed on the front page of this information.

How will I know who I am voting for?

Information about the candidates on the ballot paper is in a statement provided by each candidate. You can view the statements at the Returning Officer's Office 46 William St, Raymond Terrace before election day or at your polling booth when you go to vote.

What is the role of the Mayor?

The role of the Mayor is:

- to exercise, in cases of necessity, the policy-making functions of the governing body of the council between meetings of the council;
- to exercise such other functions of the council as the council determines;
- to preside at meetings of the council and
- to carry out the civic and ceremonial functions of the mayoral office.

What is the role of a Councillor?

Councillors are elected for a four year term and have two roles.

Individually he or she represents, informs, guides and listens to the local community.

Together, the Mayor and 9 councillors make decisions on behalf of the community; appoint the General Manager; decide why and how Council spends its money; and generally sees that the Council works well for the community and correctly applies State Government laws.

The Mayor & Councillors are paid a taxable allowance (not a salary) within a range set by an independent tribunal and reimbursed for expenses including use of their private vehicle when on Council business.

Details are in the Council's policy document available at www.portstephens.nsw.gov.au or by phoning 49800187 between 9.00am and 5.00pm.

Who am I voting for?

You are voting to elect the first popularly elected Mayor of Port Stephens.

You are also voting to elect 3 Councillors in your Ward. A total

of 9 Councillors will be elected at this election.

Can I vote for a Councillor in a different ward?

No. You can only vote for councillor in for your ward.

See "Where to Vote" on the front page for details.

Can I vote absentee?

No. There is no absentee voting in Council elections. You can't vote in Port Stephens for another Council or vice-versa.

What if my name isn't on the roll?

If, when you go to vote on September 8 your name isn't on the roll, and you want to vote, you may be able to do so. However the processes to be applied will depend on the circumstances. If you are able to vote your marked ballot papers will be and inserted into a special declaration envelope.

If it is later confirmed your name was left off the roll by mistake, or you were able to enrol and vote at the polling booth, your declaration will be opened and your vote counted.

Need further assistance?

For further assistance and information in relation to the Election please contact the Returning Officer at 46 William St, Raymond Terrace (opposite the Police Station) or by phone 02 4983 2356 8.30am to 5.00pm.

Port Stephens

C·O·U·N·C·I·L



Appendix 3

Mayoral Candidates

DINGLE Geoff
 MacKENZIE, Bruce
 DOVER, Sally

Councillor Candidates

West Ward Grouped	Central Ward Grouped	East Ward Grouped	Central Ward Ungrouped
<p>Group A KAFER, Peter DE LYALL, Caroline LEWIS, Anthony DE LYALL, Stephanie</p> <p>Group B JORDAN, Ken LOVE, James FOOT, Robert</p> <p>Group C LE MOTTEE, Paul MALONE, Anthony SMITH, Lea</p> <p>Group D FRANCIS, Peter STANTON, Ray GORDON, Amy</p> <p>Group E STEPHENS, Liz COLLINS, Michael JUT, Monica</p>	<p>Group A DOGGETT, Darrell DOUGLASS, Jan STEWART, Ray</p> <p>Group B TUCKER, Steve ROBINSON, John BRADLEY, Doreen</p> <p>Group C DINGLE, Geoff CORNER, Fran ANDERSON, Anthony BYRON, Patrick DONAHOO, John DAVIS, Peter TAYLOR, Jill</p> <p>Group D MacKENZIE, Bruce DOOHAN, Chris LOW, Karen Lee PATON, Gregory David JONES, Keith</p> <p>Group E O'BRIEN, Shirley CARLETON, Paul</p> <p>Group F HUFNAGL, Steve ROONEY, Belinda EVANS, Ray</p> <p>Group G SPILLER, Caitlin PINNEY, Leslie PHILP, Rhonda</p>	<p>Group A WARBURTON, Nathan PINNEY, Anne FIELD, Jenny</p> <p>Group B MORELLO, John HAY, Allan McCLELLAND, Ben</p> <p>Group C NELL, John ARMSTRONG, Gail POND, Melissa</p> <p>Group D BROWN, Geoff Anderson, Leah WESTBURY, Bob</p> <p>Group E DOVER, Sally BRADBURY, Robyn REEDER, Roger</p> <p>Group F SWAN, Ron MARTYNOV, Katie SHERIFF, Peter CROMARTY, Chris</p> <p>Group G HOWARD, Colin TOWNSEND, Diana WARD, Frank WILKINSON, Margaret</p>	<p>McEACHERN, Shaun</p>

Appendix 4 Ballot papers



BALLOT PAPER FOR
PORT STEPHENS COUNCIL
Election of Mayor

Held on 08 September 2012

➔ DIRECTIONS FOR VOTING

PLEASE READ CAREFULLY

Place the number "1", in the square next to the candidate of your choice.

If you wish to vote for any more candidates, place consecutive numbers starting with the number "2" in the squares next to those candidates in order of your preferences for them.

CANDIDATES

DINGLE, GEOFF

MACKENZIE, BRUCE

DOVER, SALLY

YOU MUST NOT TAKE A BALLOT PAPER OUT OF THE POLLING PLACE

DIRECTIONS FOR VOTING

You may vote in **ONE** of two ways

EITHER →

Place the number "1" in the square above the group of candidates for whom you wish to vote.
If you wish to vote for additional candidates, place consecutive numbers beginning with the number "2" in the squares above the additional groups of candidates in the order of your preferences for them.

OR →

Place the numbers "1", "2" in the squares opposite the names of 2 candidates in order of your preference for them.
If you wish to vote for additional candidates, place consecutive numbers beginning with the number "3" in the squares opposite the names of those additional candidates in order of your preferences for them.

BALLOT PAPER FOR

WEST WARD PORT STEPHENS COUNCIL

Election of 3 Councillors held on 8th September 2012



GROUP A

GROUP B

GROUP C

GROUP D

GROUP E

THE GREENS

GROUP A

 KAFER, Peter
Independent **DE LYALL, Caroline**
Independent **LEWIS, Anthony**
Independent **DE LYALL, Stephanie**
Independent

GROUP B

 JORDAN, Ken
Independent **LOVE, James**
Independent **FOOT, Robert**
Independent

GROUP C

 LE MOTTEE, Paul **MALONE, Anthony** **SMITH, Lea**

GROUP D

 FRANCIS, Peter
Independent **STANTON, Ray**
Independent **GORDON, Amy**
Independent

GROUP E

 STEPHENS, Liz
THE GREENS **COLLINS, Michael**
THE GREENS **JUT, Monica**
THE GREENS

YOU MUST NOT TAKE A BALLOT PAPER OUT OF THE POLLING PLACE

DIRECTIONS FOR VOTING

BALLOT PAPER FOR

You may vote in ONE of two ways

EITHER →

Place the number "1" in the square above the group of candidates for whom you wish to vote.
If you wish to vote for additional candidates, place consecutive numbers beginning with the number "2" in the squares above the additional groups of candidates in the order of your preferences for them.

OR →

Place the numbers "1", "2" in the squares opposite the names of 2 candidates in order of your preference for them.
If you wish to vote for additional candidates, place consecutive numbers beginning with the number "3" in the squares opposite the names of those additional candidates in order of your preferences for them.

CENTRAL WARD PORT STEPHENS COUNCIL
Election of 3 Councillors held on 8th September 2012

GROUP A	GROUP B	GROUP C	GROUP D	GROUP E	GROUP F	GROUP G
<input type="checkbox"/>	<input type="checkbox"/>	<input type="checkbox"/>	<input type="checkbox"/>		<input type="checkbox"/>	<input type="checkbox"/>
<input type="checkbox"/> DOGGETT, Darrell <i>Independent</i>	<input type="checkbox"/> TUCKER, Steve <i>Independent</i>	<input type="checkbox"/> DINGLE, Geoff <i>Independent</i>	<input type="checkbox"/> MACKENZIE, Bruce	<input type="checkbox"/> O'BRIEN, Shirley <i>Independent</i>	<input type="checkbox"/> HUFFNAGL, Steve <i>Independent</i>	<input type="checkbox"/> SPILLER, Caitlin <i>THE GREENS</i>
<input type="checkbox"/> DOUGLAS, Jan <i>Independent</i>	<input type="checkbox"/> ROBINSON, John	<input type="checkbox"/> CORNER, Fran <i>Independent</i>	<input type="checkbox"/> DODHAN, Chris	<input type="checkbox"/> CARLETON, Paul	<input type="checkbox"/> ROONEY, Belinda <i>Independent</i>	<input type="checkbox"/> PINNEY, Leslie <i>THE GREENS</i>
<input type="checkbox"/> STEWART, Ray <i>Independent</i>	<input type="checkbox"/> BRADLEY, Doreen <i>Independent</i>	<input type="checkbox"/> ANDERSON, Anthony <i>Independent</i>	<input type="checkbox"/> LOW, Karen Lee		<input type="checkbox"/> EVANS, Ray <i>Independent</i>	<input type="checkbox"/> PHILP, Rhonda <i>THE GREENS</i>
		<input type="checkbox"/> BYRON, Patrick T <i>Independent</i>	<input type="checkbox"/> PATON, Gregory Edward			<input type="checkbox"/> McEACHERN, Shaun <i>Independent</i>
		<input type="checkbox"/> DONAHOO, John <i>Independent</i>	<input type="checkbox"/> JONES, Keith <i>Independent</i>			
		<input type="checkbox"/> DAVIS, Peter <i>Independent</i>				
		<input type="checkbox"/> TAYLOR, Jill <i>Independent</i>				

YOU MUST NOT TAKE A BALLOT PAPER OUT OF THE POLLING PLACE



DIRECTIONS FOR VOTING

You may vote in ONE of two ways

EITHER →

Place the number "1" in the square above the group of candidates for whom you wish to vote.
If you wish to vote for additional candidates, place consecutive numbers beginning with the number "2" in the squares above the additional groups of candidates in the order of your preferences for them.

OR →

Place the numbers "1", "2" in the squares opposite the names of 2 candidates in order of your preference for them.
If you wish to vote for additional candidates, place consecutive numbers beginning with the number "3" in the squares opposite the names of those additional candidates in order of your preferences for them.

BALLOT PAPER FOR

EAST WARD PORT STEPHENS COUNCIL

Election of 3 Councillors held on 8th September 2012



GROUP A	GROUP B	GROUP C	GROUP D	GROUP E	GROUP F	GROUP G
<input type="checkbox"/> THE GREENS	<input type="checkbox"/>	<input type="checkbox"/>	<input type="checkbox"/>	<input type="checkbox"/>	<input type="checkbox"/>	<input type="checkbox"/>
<input type="checkbox"/> WARBURTON, Nathan THE GREENS	<input type="checkbox"/> MORELLO, John	<input type="checkbox"/> NELL, John	<input type="checkbox"/> BROWN, Geoff Independent	<input type="checkbox"/> DOVER, Sally	<input type="checkbox"/> SWAN, Ron	<input type="checkbox"/> HOWARD, Colin Independent
<input type="checkbox"/> PINNEY, Anne THE GREENS	<input type="checkbox"/> HAY, Allan	<input type="checkbox"/> ARMSTRONG, Gail	<input type="checkbox"/> ANDERSON, Leah Independent	<input type="checkbox"/> BRADBURY, Robyn	<input type="checkbox"/> MARTYNOV, Kate	<input type="checkbox"/> TOWNSEND, Diana Independent
<input type="checkbox"/> FIELD, Jenny THE GREENS	<input type="checkbox"/> McCLELLAND, Ben	<input type="checkbox"/> POND, Melissa	<input type="checkbox"/> WESTBURY, Bob Independent	<input type="checkbox"/> REEDER, Roger	<input type="checkbox"/> SHERRIFF, Pete	<input type="checkbox"/> WARD, Frank Independent
					<input type="checkbox"/> CROMARTY, Chris	<input type="checkbox"/> WILKINSON, Margaret Independent

YOU MUST NOT TAKE A BALLOT PAPER OUT OF THE POLLING PLACE

Appendix 5

Election Results

Mayoral

MackENZIE, Bruce was elected

West Ward

JORDAN, Ken was elected first
LE MOTTEE, Paul was elected second
KAFER, Peter was elected third

Central Ward

DOOHAN, Chris was elected first
DINGLE, Geoff was elected second
TUCKER, Steve was elected third



East Ward

NELL, John was elected first
DOVER, Sally was elected second
MORELLO, John was elected third


PORT STEPHENS Council Election 2012								
Mayor - TALLY SHEET								
	DINGLE, Geoff	MACKENZIE, Bruce	DOVER, Sally		VOTES IN COUNT	Exhausted	Informals	TOTAL VOTES CAST
First Preferences - After Recheck	13,048	13,667	11,001		37,716		2,865	40,581
<DOVER>; Excluded	2,185	2,465	-11,001			6,351		
Standing after Distribution	15,233	16,132	0		31,365	6,351	2,865	40,581
% of Votes in Count	48.57	51.43	0.00					

ELECTED


Port Stephens Council - Councillors East Ward

 AUSTRALIAN ELECTION COMPANY	Progressive Percentage of Vote														TOTAL	
		Prepoll - RO Office	Anna Bay Public School	Corlette Community Hall	Fingal Bay Tennis Club	Nelson Bay Baptist Church Hall	Port Stephens PCYC Nelson Bay Central	Raymond Terrace Public School	Salamander Bay Social & Welfare Club	Shoal Bay Public School	Soliders Point Public School	Tomaree Public School	D.I. Team "A"	Postal Votes		Declaration Votes
Group A - The Greens	7.82%	189	71	91	30	102	68	5	87	97	54	99	4	14	40	951
WARBURTON, Nathan	0.53%	19	3	6	2	10	3	0	7	4	1	7	0	0	2	64
PINNEY, Anne	0.04%	0	1	0	0	1	0	0	0	0	0	1	0	1	1	5
FIELD, Jenny	0.02%	0	1	0	0	1	0	0	0	1	0	0	0	0	0	3
Group B	11.39%	305	48	195	81	111	83	3	172	43	96	180	11	17	40	1,385
MORELLO, John	1.18%	31	6	33	9	11	8	0	11	4	3	18	0	5	5	144
HAY, Allan	0.13%	1	0	5	1	0	0	0	1	2	1	0	0	4	1	16
McCLELLAND, Ben	0.08%	2	0	1	0	0	0	0	3	0	1	2	0	0	1	10
Group C	17.82%	728	116	268	111	187	122	3	186	118	88	143	17	42	38	2,167
NELL, John	3.10%	120	11	40	29	41	22	0	46	19	12	16	5	12	4	377
ARMSTRONG, Gail	0.03%	2	0	0	0	0	0	0	0	1	0	0	0	0	1	4
POND, Melissa	0.01%	1	0	0	0	0	0	0	0	0	0	0	0	0	0	1
Group D	10.22%	384	68	181	41	83	73	6	140	28	70	92	14	35	27	1,242
BROWN, Geoff	0.75%	28	5	28	3	0	4	0	11	1	1	3	0	4	3	91
ANDERSON, Leah	0.20%	9	0	2	1	2	2	0	2	2	0	4	0	0	0	24
WESTBURY, Bob	0.50%	16	2	18	2	2	0	0	5	0	3	6	0	6	1	61
Group E	18.10%	689	93	257	71	162	131	7	256	112	114	168	34	44	62	2,200
DOVER, Sally	2.81%	71	19	50	32	29	11	3	41	19	23	26	2	12	4	342
BRADBURY, Robyn	0.09%	2	0	2	0	1	1	0	3	0	0	1	0	1	0	11
REEDER, Roger	0.03%	2	0	0	0	1	0	0	0	0	1	0	0	0	0	4
Group F	10.18%	476	62	102	51	100	100	0	92	99	50	57	2	25	22	1,238
SWAN, Ron	1.15%	45	4	22	8	13	8	0	9	12	3	9	0	3	4	140
MARTYNOV, Kate	0.04%	0	0	0	1	1	1	0	0	1	0	1	0	0	0	5
SHERRIFF, Pete	0.49%	21	2	10	0	5	3	0	6	7	2	2	0	0	1	59
CROMARTY, Chris	0.07%	1	1	2	0	0	0	0	0	0	2	0	0	1	2	9
Group G	11.56%	489	68	116	71	57	95	4	156	92	135	63	3	36	21	1,406
HOWARD, Colin	1.11%	48	5	13	12	13	5	0	12	3	9	8	0	6	1	135
TOWNSEND, Diana	0.04%	4	0	0	0	0	0	1	0	0	0	0	0	0	0	5
WARD, Frank	0.35%	8	0	3	2	14	3	0	2	1	0	3	1	5	0	42
WILKINSON, Margaret	0.14%	5	1	7	0	0	2	0	0	1	0	0	0	1	0	17
TOTAL FORMAL BALLOT PAPERS		3,696	587	1,452	558	947	745	31	1,249	667	669	909	93	274	281	12,158
Informal Ballot Papers		272	61	179	40	286	119	6	149	63	85	104	11	16	26	1,417
TOTAL BALLOT PAPERS COUNTED		3,968	648	1,631	598	1,233	864	37	1,398	730	754	1,013	104	290	307	13,575

Port Stephens Council - Councillors Central Ward (Election Night)

	Progressive Percentage of Vote	Prepoll - RO Office										Postal Votes	Declaration Votes	TOTAL	
		Anna Bay Public School	Bobs Farm Public School	Fern Bay Community Hall	Lemon Tree Passage Old School Centre Tilligerry	Medowie Public School	Salt Ash Public School	Tanilba Bay Public School	Wirreanda Public School Medowie East	Williamtown	D.I. Team "A"				
Group A	6.76%	90	66	4	44	33	176	12	58	294	22	3	13	20	835
DOGGETT, Darrell	0.62%	8	6	1	11	5	11	1	3	21	1	0	6	3	77
DOUGLAS, Jan	0.16%	3	0	0	1	1	6	1	0	7	1	0	0	0	20
STEWART, Ray	0.10%	0	1	0	1	0	5	0	1	3	0	0	1	0	12
Group B	12.64%	311	65	13	88	181	165	45	412	173	47	2	22	38	1,562
TUCKER, Steve	1.34%	28	5	2	14	24	14	6	56	7	3	0	3	4	166
ROBINSON, John	0.14%	3	4	1	0	1	7	0	0	0	0	0	1	1	17
BRADLEY, Doreen	0.11%	4	1	0	1	1	0	0	3	0	0	0	3	0	13
Group C	27.06%	449	415	55	370	212	542	92	396	528	82	20	128	55	3,344
DINGLE, Geoff	2.21%	40	27	3	21	15	69	26	27	15	13	4	12	1	273
CORNER, Fran	0.06%	0	0	0	1	2	2	1	0	1	0	0	0	1	8
ANDERSON, Anthony	0.02%	0	0	0	2	0	0	0	0	0	0	0	0	0	2
BYRON, Patrick T	0.06%	0	0	0	0	3	0	0	0	4	0	0	0	1	8
DONAI IIO, John	0.04%	2	0	0	0	1	0	0	0	0	1	1	0	0	5
DAVIS, Peter	0.02%	1	1	0	0	0	0	0	0	0	0	0	1	0	3
TAYLOR, Jill	0.06%	0	1	0	1	3	0	0	1	0	0	0	1	0	7
Group D	31.50%	467	350	115	218	332	549	233	523	791	107	10	73	125	3,893
MACKENZIE, Bruce	2.32%	45	17	8	13	25	47	46	32	18	9	2	13	12	287
DOOHAN, Chris	0.13%	2	1	0	1	0	5	0	0	6	0	0	0	1	16
LOW, Karen Lee	0.07%	2	0	0	1	0	2	1	0	2	1	0	0	0	9
PATON, Gregory Edward	0.03%	1	0	0	0	0	1	0	0	2	0	0	0	0	4
JONES, Keith	0.03%	1	0	1	0	0	0	0	2	0	0	0	0	0	4
Group E	0.00%	0	0	0	0	0	0	0	0	0	0	0	0	0	0
O'BRIEN Shirley	2.14%	28	194	3	3	4	7	6	2	2	10	0	2	3	264
CARLETON, Paul	0.03%	0	0	0	0	0	0	1	0	0	3	0	0	0	4
Group F	2.17%	33	38	15	3	22	16	69	34	19	10	0	5	4	268
HUFNAGL, Steve	0.41%	1	4	2	1	3	3	28	3	2	2	0	1	1	51
ROONEY, Belinda	0.03%	1	0	0	0	0	0	0	1	0	0	0	2	0	4
EVANS, Ray	0.02%	0	0	0	0	0	0	1	0	1	0	0	0	0	2
Group G - The Greens	6.93%	79	150	17	81	89	112	50	127	87	25	0	12	28	857
SPILLER, Caitlin	0.53%	9	8	1	3	7	4	3	2	3	1	22	0	2	65
PINNEY, Leslie	0.05%	1	0	0	0	1	0	0	0	0	0	3	1	0	6
PHILP, Rhonda	0.02%	1	1	0	0	0	0	0	0	0	0	0	0	0	2
Ungrouped Candidates	0.00%	0	0	0	0	0	0	0	0	0	0	0	0	0	0
McEACHERN, Shaun	2.19%	21	13	3	7	35	50	12	44	68	3	0	5	10	271
TOTAL FORMAL BALLOT PAPERS		1,631	1,368	244	886	996	1,796	634	1,727	2,054	341	67	305	310	12,359
Informal Ballot Papers		207	178	22	195	190	152	59	287	273	30	7	16	31	1,647
TOTAL BALLOT PAPERS COUNTED		1,838	1,546	266	1,081	1,186	1,948	693	2,014	2,327	371	74	321	341	14,006

Port Stephens Council - Councillors West Ward

	Progressive Percentage of Vote	Prepoll - RO Office										Postal Votes	Declaration Votes	TOTAL	
		Hinton Public School	Irrawang High School Raymond Tce East	Irrawang Public School Raymond Tce North	Karuah Public School	Raymond Terrace Public School	Seaham Public School	St Brigids Primary School	Williamtown Community Hall	Woodville School Of Arts	D.I. Team "A"				
Group A	20.26%	454	74	479	239	134	286	120	292	41	37	0	47	95	2,298
KAFER, Peter	2.44%	65	11	58	0	10	61	16	45	3	0	0	1	7	277
DE LYALL, Caroline	0.39%	12	2	4	0	2	8	0	9	0	2	0	2	3	44
LEWIS, Anthony	0.04%	0	1	0	0	0	2	0	2	0	0	0	0	0	5
DE LYALL, Stephanie	0.23%	7	4	3	0	0	3	0	7	0	1	0	1	0	26
Group B	24.55%	423	484	245	153	173	276	378	314	54	140	1	59	85	2,785
JORDAN, Ken	2.28%	64	35	15	20	6	20	34	40	1	13	0	6	5	259
LOVE, James	0.19%	5	7	0	0	1	3	0	2	0	2	0	1	0	21
FOOT, Robert	0.57%	23	6	3	14	4	6	0	3	3	0	0	2	1	65
Group C	24.41%	462	124	431	303	129	349	259	336	54	180	0	53	89	2,789
LE MOTTEE, Paul	2.26%	61	13	45	27	2	36	20	34	1	12	0	3	2	256
MALONE, Anthony	0.26%	9	0	1	2	1	4	0	7	0	0	0	3	2	29
SMITH, Lea	0.86%	16	0	10	35	2	9	5	13	0	4	0	0	3	97
Group D	11.98%	299	40	203	145	112	182	71	135	23	70	1	36	42	1,359
FRANCIS, Peter	1.45%	41	8	24	14	6	30	9	19	2	4	0	5	2	164
STANTON, Ray	0.11%	3	0	4	1	0	5	0	0	0	0	0	0	0	13
GORDON, Amy	0.14%	4	0	4	0	1	1	1	0	1	3	0	0	1	16
Group E - The Greens	7.11%	112	43	133	63	39	142	71	88	18	38	0	16	44	807
STEPHENS, Liz	0.32%	6	1	10	2	1	5	3	4	0	2	0	1	1	36
COLLINS, Michael	0.12%	4	0	0	3	0	2	0	4	0	0	0	1	0	14
JUT, Monica	0.04%	1	1	1	0	0	0	0	1	0	0	0	0	0	4
TOTAL FORMAL BALLOT PAPERS		2,071	853	1,674	1,021	623	1,430	987	1,355	201	508	2	237	382	11,344
Informal Ballot Papers		268	72	309	140	128	218	129	204	18	59	1	11	36	1,593
TOTAL BALLOT PAPERS COUNTED		2,339	925	1,983	1,161	751	1,648	1,116	1,559	219	567	3	248	418	12,937

Appendix 6

Expenditure details

Local Government (General) Regulation 2005 Clause 393A	\$
393A(2)(a) Time spent on the election by the General Manager as a proportion of the General Manager's remuneration.	1.29%
393A(2)(b) Time spent on the election by the Council staff as a proportion of the Council staff remuneration.	0.02%
393A(2)(c) The remuneration of Council staff employed specifically for the purpose of the election. Note: No Council staff were specifically employed for the purpose of the election, it forms part of the duties of existing staff. (includes on costs)	8,369
393A(2)(d) The remuneration, recruitment and training costs of election officials. <ul style="list-style-type: none"> • Polling Official \$55,158.29 • Temporary Assistance \$48,966.29 • Returning Officer/s \$22,00.00 • Polling Official & RO Travel \$9,089.00 	135,214.05
393A(2)(e) The cost of running any candidate information seminars.	270
393A(2)(f) The cost of hiring venues and equipment for the election, including council venues and equipment and any associated costs.	9,100
393A(2)(g) The costs of any technological support, including the development of any counting software.	26,090
393A(2)(h) The cost of preparing a written report under this clause.	580