

REFER TO FOOTPATH STANDARDS  
DRAWING S151 FOR CONSTRUCTION NOTES

**HARDSTAND CONSTRUCTION NOTES:**

- 50mm THICK BEDDING SAND SHALL BE PLACED AND COMPACTED ON THE PREPARED SUB GRADE.

- CONCRETE HARDSTAND FOR BUS SHELTER SHALL BE 150mm THICK WITH SL72 MESH CENTRALLY PLACED UNLESS NOTED OTHERWISE.

- BASIC CONCRETE HARDSTAND SHALL BE 100mm THICK WITH SL72 MESH CENTRALLY PLACED UNLESS NOTED OTHERWISE.

- CONCRETE STRENGTH SHALL BE 25MPa > 1km FROM COAST OR 32MPa < 1km FROM COAST.

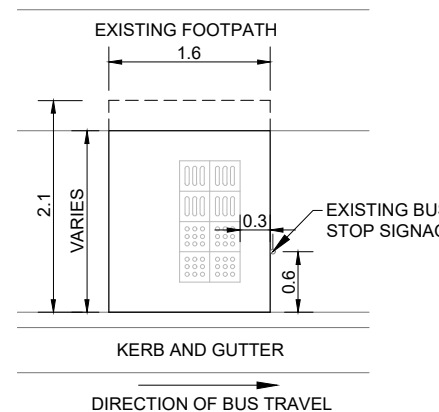
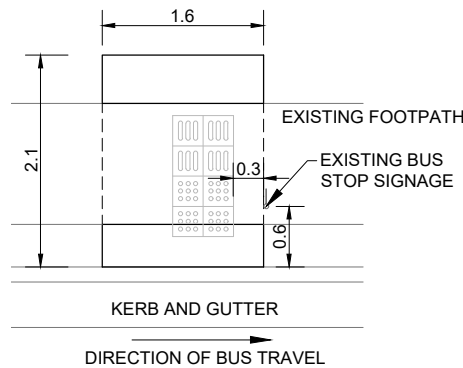
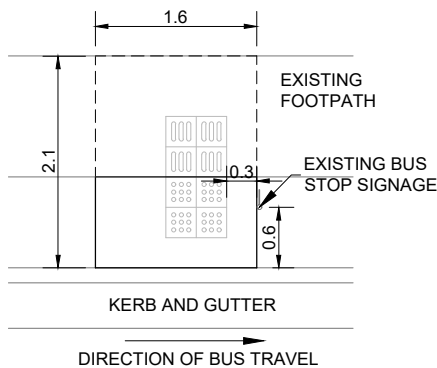
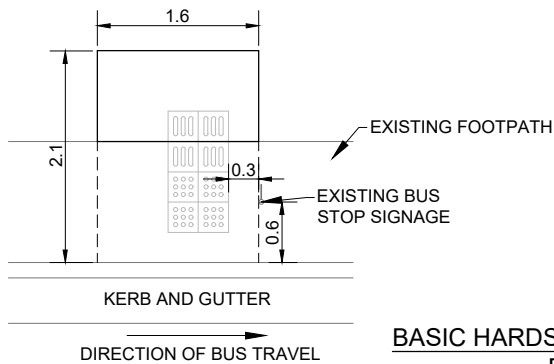
- EXPANSION JOINTS TO BE 10mm THICK BITUMEN IMPREGNATED FIBRE.

- TOOL JOINTS TO BE AT 2m CTRS.

- Y16 DOWELS 600mm LONG AT 300mm CTRS TO TIE NEW WORKS TO EXISTING FOOTPATH

- REINSTATE AND BATTER THE DISTURBED AREA WITH TURF

Council's Standard Drawings are currently being reviewed and revised and are provided as a guide only. The Standard Drawings are to be read in conjunction with Council's Infrastructure Specifications and if there is potential conflict between Drawings and Specifications, the requirements in the Specifications take precedence.



© PORT STEPHENS COUNCIL 2014

SURVEY : M. HANNA  
DESIGNED : A. CONDURSO  
CHECKED : R. MACKENZIE  
THESE DRAWINGS HAVE BEEN CHECKED AND ARE RECOMMENDED  
Design & Project Development Engineer  
R. MACKENZIE  
Date: .....

Scales @ A3		NOT TO SCALE	
DATUM A.H.D.	PM RL	Rev.	Officer
Date	Amendment	C	NPU
16/03/15	Increase length/width of hardstand shelter by 150mm		



Project: **CPTIGS: BUS STOPS -VARIOUS LOCATIONS- RAYMOND TERRACE & NELSON BAY**  
Drawing Title: **STANDARD BUS STOP HARDSTANDS**

Trim File No: PSC2005-5388	Revision: <b>B</b>
Job No: 14003.994	Sheet No: <b>01 of 01</b>
Plan No: 155A	Date: <b>11/12/18</b>
<b>APPROVED FOR CONSTRUCTION</b>	Sheet Size: <b>A3</b>