

**LEGEND**

-  Existing trees to be retained
-  Existing Araucaria feature trees to be retained
-  Existing feature Date Palm trees to be retained



- 1** PARK SEAT to be upgraded and relocated with consideration for view corridor
- 2** OPEN GRASSED AREA and VEGETATION CORRIDOR to be retained and managed as appropriate. This includes management of informal public access paths and issues of public safety and erosion control.
- 3** Maintain and upgrade BRIDLE PATH as necessary. Provide measures to slow cyclists and reduce potential pedestrian and cyclist conflict.
- 4** GRASSED TERRACE AMPHITHEATRE - Create low seating walls to existing grass slope to enhance / encourage passive use of the park

- 5** EMBANKMENT STABILISATION works including the establishment of low vegetation
- 6** RETAINING WALLS to be upgraded along northern boundary to match existing material used along eastern boundary retaining walls
- 7** HERITAGE ITEMS of local significance, including cenotaph, remains of memorial steps and the well to be retained, restored and managed as appropriate.
- 8** PARK FURNITURE to be upgraded throughout the park to a consistent style
- 9** 'LONE PINE' to be retained and protected. Further consultation to be undertaken with key stakeholders to review current location, during implementation.

- 10** Upgrade RETAINING WALL surrounds to match existing on lower side of park
- 11** Widen ENTRY PATHWAY, upgrade footpath pavement and create a WATER FEATURE along the pathway edge. Upgrade existing banner poles to incorporate suitable LIGHTING and minimise visual clutter.
- 12** Widen ENTRY STEPS and upgrade paving material and railings
- 13** Retain existing WAR MEMORIAL MONUMENTS and investigate design solutions to better intergrate the area into the overall character of the park

- 14** Upgrade existing RAMP to meet access requirements in accordance with relevant Standards
- 15** Future consideration to be given to the VISITORS CENTRE park frontage to encourage activation between the building and the park
- 16** Install WAYFINDING AND HISTORICAL INTERPRETIVE SIGNAGE
- 17** Park ELECTRICAL upgrade to incorporate provision of three phase power for events support



**MASTER PLAN NOTE**

Example of the desired open grass and tree character for the park. Low flowering garden beds to display colourful and site appropriate species e.g A. *Carpobrotus sp.* (Pigface), B. *Gazania sp.*, C. *Westringia sp.*



**MASTER PLAN NOTE 11**


Example of a possible water feature treatment along the edge of the main entry pathway




Indicative paving application for the axis between the foreshore and the town centre



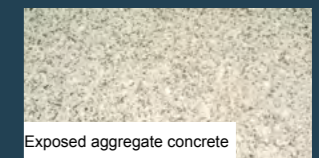
Stone setts



Unit paving



Indicative paving application for Bridal Path



Exposed aggregate concrete



Brushed concrete

**MATERIAL PALETTE**

Palette examples



**MASTER PLAN NOTE 4**

Examples of grassed terraces with low sitting walling; to enhance and encourage passive use of the park



**MASTER PLAN NOTE 8**

Example park furniture palette

# APEX PARK : DESCRIPTION NOTES